

29th March | Cross Shaped

This week we are going to be looking ahead to Easter and we are going to read a very well known story that Jesus told. Then we are going to think about how our lives can look even more like Jesus'.

The Good Samaritan | Luke 10:25-37 (NCV)

You could cut out the colouring in characters and recreate the story.

Then an expert on the law stood up to test Jesus, saying, "Teacher, what must I do to get life forever?" Jesus said, "What is written in the law? What do you read there?" The man answered, "Love the Lord your God with all your heart, all your soul, all your strength, and all your mind." Also, "Love your neighbour as you love yourself."

Jesus said to him, "Your answer is right. Do this and you will live."

But the man, wanting to show the importance of his question, said to Jesus, "And who is my neighbour?"

Jesus answered, "As a man was going down from Jerusalem to Jericho, some robbers attacked him. They tore off his clothes, beat him, and left him lying there, almost dead. It happened that a priest was going down that road. When he saw the man, he walked by on the other side. Next, a Levite came there, and after he went over and looked at the man, he walked by on the other side of the road. Then a Samaritan traveling down the road came to where the hurt man was. When he saw the man, he felt very sorry for him. The Samaritan went to him, poured olive oil and wine on his wounds, and bandaged them. Then he put the hurt man on his own donkey and took him to an inn where he cared for him. The next day, the Samaritan brought out two coins, gave them to the innkeeper, and said, 'Take care of this man. If you spend more money on him, I will pay it back to you when I come again.'"


Then Jesus said, "Which one of these three men do you think was a neighbour to the man who was attacked by the robbers?"

The expert on the law answered, "The one who showed him mercy."

Jesus said to him, "Then go and do what he did."

Crossword Puzzle

See if you can fit these words from the story into the crossword puzzle!
(the word raiment means clothing)



DO	LOVE	PRIEST
GO	SIDE	LEVITE
ALL	SOUL	WOUNDS
LAW	DEAD	LOOKED
GOD	BOUND	THIEVES
OIL	BEAST	RAIMENT
INN	PENCE	JERUSALEM
TWO	MERCY	NEIGHBOUR
LIFE	LAWYER	COMPASSION

Loving your neighbour

When I hear the story of the Good Samaritan it makes me think about lots of different things.
What did the story make you think about?

Today it made me think about all the things that are happening in the world right now and how easy it is for us to put ourselves first. In the story both the priest and the Levite choose to walk past the man who needs help. All over the news we are hearing about people living selfishly and buying unnecessary amounts of food. Jesus tells the story to help people know how they should act but also so we could see how God acts towards us.

At Easter we know that Jesus, on the cross, gave up his life for us. To take away our sin, where we have messed up and gone away from God's good plan.

More Bible

Here are two other bits from the Bible for you to read and some questions to get you thinking.

James 3:17

the wisdom that comes from heaven is first of all pure; then peace-loving, considerate, submissive, full of mercy and good fruit, impartial and sincere.

John 15:13

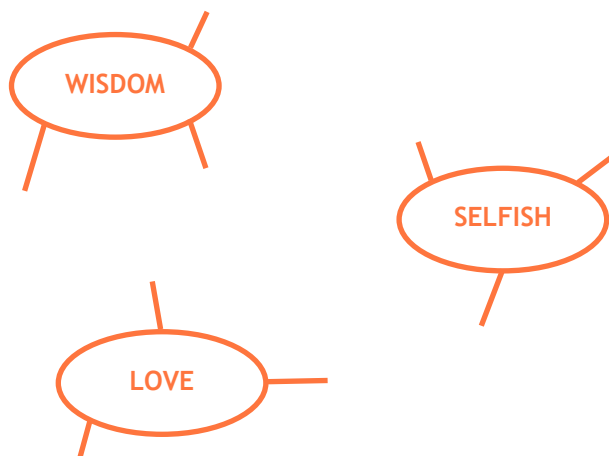
The greatest love a person can show is to die for his friends.

- Have you heard any stories of people showing love recently?
- Can you think of other times where Jesus showed or talked about love?
- What do these verses, and the Good Samaritan tell us about loving people we don't agree with or like?

Word Bubbles

What do these words mean to you?

Write down a few words or a sentence that describe these words.



Challenge

- As we spend more and more time around the house over the next few weeks let's spend a couple of minutes thinking about how we can be more **selfless** (the opposite of selfish.)
- How can you put others first around the house?
- It could be letting someone else pick the tv show, playing the game your bother or sister want instead of what you want to play... I'm sure you'll think of something!

Prayer Activity

Today let's use the 5 finger prayer guide!

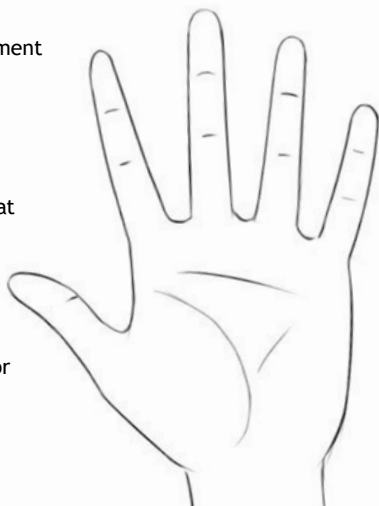
Thumb - People who are close to you
These are your close friends and family, often the first you think about when you pray. Give thanks to God and ask his protection on your parents, siblings, friends, and classmates.

Pointer - People who point the way
These are leaders in your life, such as teachers. Thank God for them and ask him to help them in their important work.

Tall Finger - People in authority
Ask God to give wisdom to our government and those who make big decisions on how to keep us safe.

Ring Finger - People who are weaker
This is your weakest finger. We should remember others who are sick, live in poverty, or are treated badly. Pray that Jesus would give them new strength.

Little Finger - Your own needs
We are the little finger to remind ourselves that we need to put others first. God wants to hear our prayers for ourselves too!



Worship

It's so good to praise God with songs and actions.
Why not end this resource with some worship music.
Here's a few ideas:

[ALL THROUGH HISTORY](#) by Nick & Becky Drake

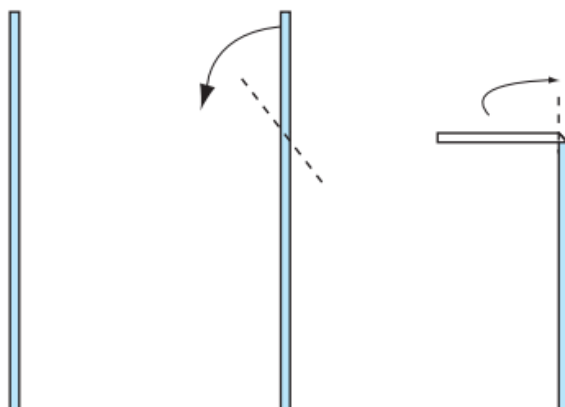
[OUR GOD](#) by Chris Tomlin



Palm Cross

April 5th is Palm Sunday. We're going to talk about that in our next CCB:Kids Activity Pack. Every Palm Sunday at Churches all around the world Palm Crosses are given out. Just because we can't meet in person we didn't want you to miss out!


Here's how to make your own Palm Cross out of a strip of paper from www.origami-fun.com




Begin with a strip of paper approx. 0.7 cm X 30 cm, coloured side up.

1. Fold one third down the strip.

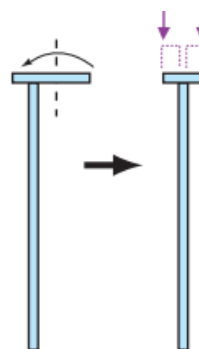
2. Fold end around back.



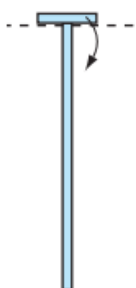
3. Fold around front.



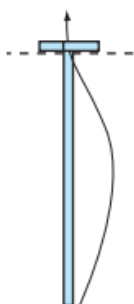
4. Fold the end in front.



5. Fold section around the back, past the centre and tuck back into centre of model. Make sure the 2 sections indicated are of equal size.



6. Fold whole section down.



7. Pull bottom of paper through and up centre section of cross.



8. Fold down along crease shown, and thread through centre again.




9. Fold up behind cross and tuck the end underneath the centre square.



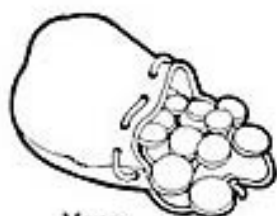
Turn over.
Finished cross

Colouring in

You could colour these characters in and cut them out. Then you can use them to play out the story of the Good Samaritan as you read it.



Inn



Money



Levite



Priest



Good Samaritan



Wounded man